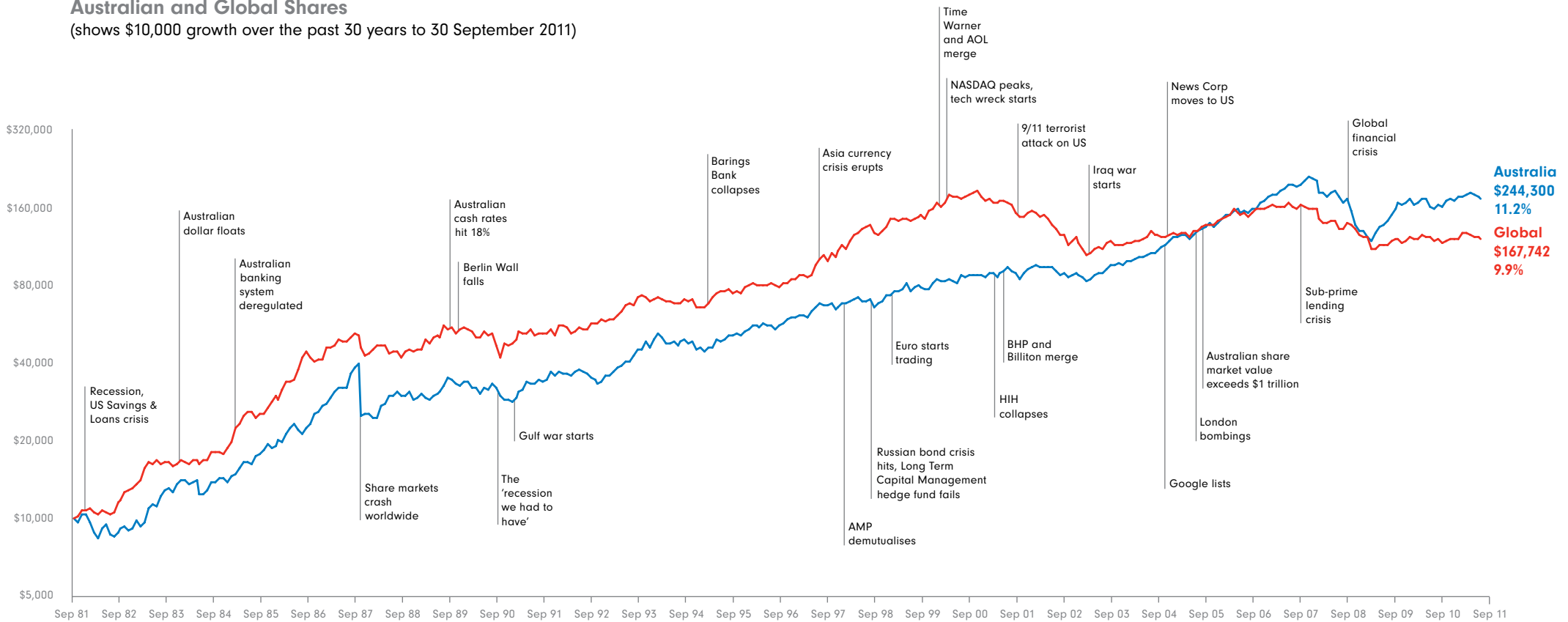


**September  
2011**

**Australian and Global Shares**  
(shows \$10,000 growth over the past 30 years to 30 September 2011)

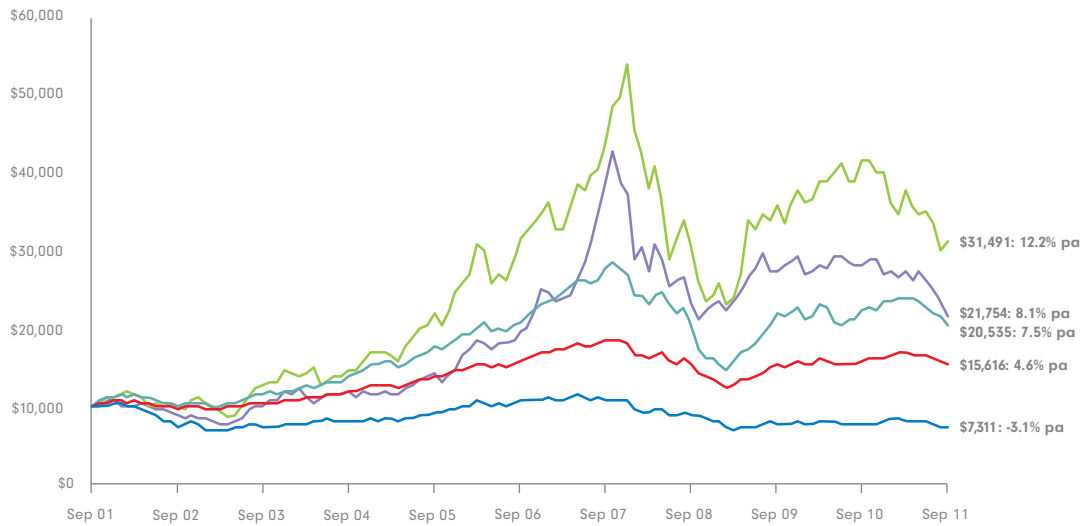


Important information. Source: Datastream, RIMES. All returns are shown in AUD terms (assuming currency exposure is unhedged) and assume dividends are reinvested. Returns are average annual returns over the periods shown. Indices used are: Australian shares: S&P/ASX All Ordinaries TR, Global shares: MSCI World NR. A semi logarithmic scale has been used to show the proportionate importance of fluctuations over the period. Past performance is not a reliable indicator of future performance. Index performance does not take account of management costs, operational and transactional costs or tax. Index performance does not reflect the performance of any individual portfolio of stocks.

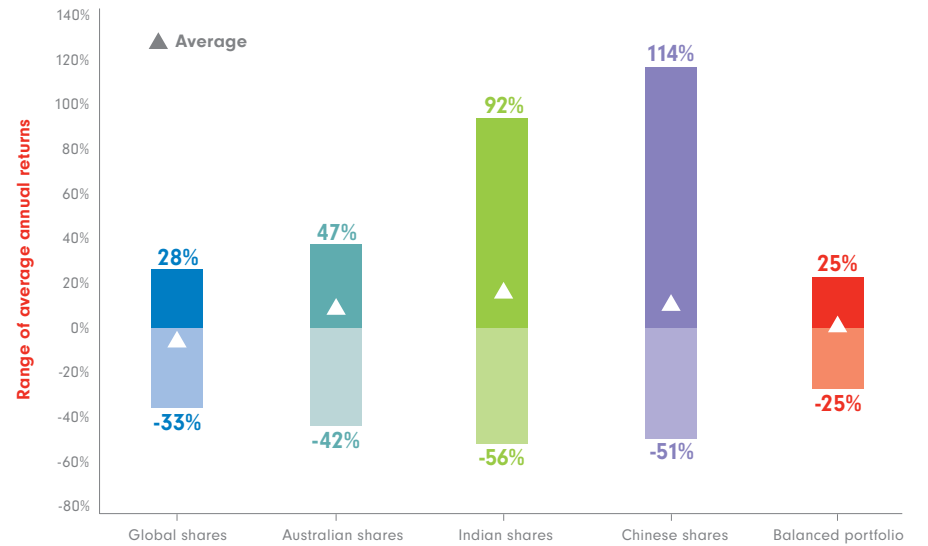
**September 2011**

**\$10,000 Growth**  
(shows \$10,000 growth over the past 10 years to 30 September 2011)

India (green), China (purple), Australia (teal), Global (blue), Balanced Portfolio (red)



**Volatility of one year returns**  
(As at 30 September 2011)



[www.fidelity.com.au](http://www.fidelity.com.au)

**This document is intended for use by advisers and wholesale investors. Retail investors should not rely on any information in this document without first seeking advice from their financial adviser.**

Important information. This document is issued by FIL Investment Management (Australia) Limited ABN 34 006 773 575, AFSL No. 237865 ("Fidelity Australia"). Fidelity Australia is a member of the FIL Limited group of companies commonly known as Fidelity Worldwide Investment. This document has been prepared without taking into account your objectives, financial situation or needs. You should consider these matters before acting on the information. You should consider the Product Disclosure Statements ("PDS") for respective Fidelity products before making a decision whether to acquire or hold the product. The relevant PDS can be obtained by contacting Fidelity Australia on 1800 119 270 or by downloading from our website at [www.fidelity.com.au](http://www.fidelity.com.au). This document is intended as general information only. The issuer of Fidelity's managed investment schemes is Perpetual Trust Services Limited ("Perpetual") ABN 48 000 142 049. Perpetual is not the publisher of this document and takes no responsibility for its content. Details about Fidelity Australia's provision of financial services to retail clients are set out in our Financial Services Guide, a copy of which can be downloaded from our website at [www.fidelity.com.au](http://www.fidelity.com.au). © 2011 FIL Investment Management (Australia) Limited. Fidelity, Fidelity Worldwide Investment and the Fidelity Worldwide Investment logo and F symbol are trademarks of FIL Limited. Source: DataStream, RIMES and Morningstar. All returns shown are in AUD terms (assuming currency exposure is unhedged) and assumes dividends are reinvested. Returns are average annual returns over the periods shown. Indices used are: Australian shares: S&P/ASX 200 All Ordinaries TR, Global shares: MSCI World Index NR, Indian shares: MSCI India, Chinese shares: MSCI China, Balanced portfolio: 70% growth assets (40% S&P/ASX 200 All Ordinaries TR, 22% MSCI World NR, 8% S&P/ASX 300 Property Index Trust), 30% income assets (20% UBS AU Composite All Maturities Index, 5% Barclays Capital Global Aggregate Index, 5% UBS Bank Bill All Maturities Index). Index performance does not take account of management costs, operational and transactional costs or tax. Index performance does not reflect the performance of any individual portfolio of stocks. FIDINT0456\_A4\_131011